



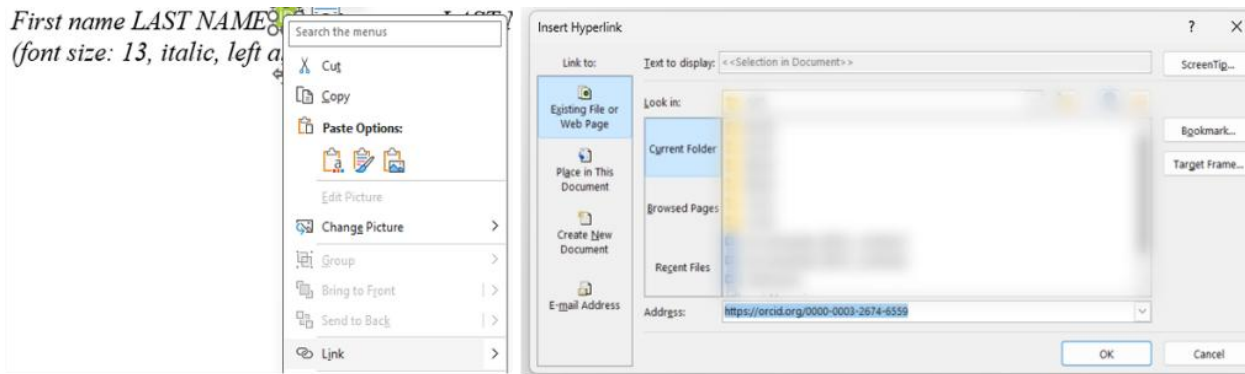
Keywords: keyword1, keyword keyword2, 3–5 words, font size: 10, italic, right aligned

First name(s) LAST NAME(S) ^{1}, First name(s) LAST NAME(S) ²*
(font size: 13, italic, left aligned, ORCID icon with a link to the profile – see instruction below)

¹ University name (without Department/Faculty), Country, e-mail address

² University name (without Department/Faculty), Country, e-mail address

* Corresponding author (*does not have to be the first author of the article*): the university's postal address



Instructions for adding the author's ORCID link to the green icon (<https://orcid.org/>*).
The graphic instructions together with this text should be removed from the article.

Title of the article **(font size: 16, bold, centred)**

Abstract (font size: 10, bold)

The abstract should contain maximum 250 words. No citation, state in the abstract a primary objective, research design, methodology, main outcomes and results. Font size: 10, italic, justify, indentation of the paragraph: left – 1 cm, right – 1 cm.

1. INFORMATION FOR AUTHORS (FONT SIZE: 11, BOLD, LEFT ALIGNED)

The proposed paper structure should include the following sections: Introduction – The Proposed Method/Algorithm (optional) – Method – Results and Discussion – Conclusion. The recommended length of the paper should be between 8-20 pages, including the summary, figures, and tables.

Text should be prepared in Times New Roman font, size: 11 pt., normal, justify. Page format: A4 (21 cm × 29.7 cm). Margins: top – 2.5 cm, bottom – 2.5 cm, left – 2.0 cm, right – 2.0 cm. Footer: 1.2 cm. Indentation at the beginning of each paragraph: 0.5 cm. The spacing in the paragraph: before – 0 points, after – 0 points. Tabulator: 0.5 cm. Line spacing: single.

The document should be prepared using Microsoft Word and saved as a .docx file. We recommend using styles defined in this template.

Please use the APA 7th edition style for citations (<https://guides.himmelfarb.gwu.edu/APA/home>) – e.g. single author: (Pascal, 1653), two authors: (Newton, Lagrange & Hamilton, 1813), three and more author: (Einstein et al., 1915).

1.1. Details (font size: 11, bold, left aligned)

Do not use automatic bullets and numbering for chapters and sections titles.

For bullet points:

- use a dash (–) as the bullet symbol (or use built-in style: ACS_4b_bullet),
- bullet item – indented: 0.5 cm,
- position of text – indented 1.0 cm.

For numbered lists:

1. Use manual numbering (or use built-in style: ACS_4c_numbering),
2. Item number – indented: 0.5 cm,
3. Position of text – indented 1.0 cm.

2. MATHEMATICAL EQUATIONS, FIGURES, AND TABLES

2.1. Mathematical equations

Mathematical equations should be centred and numbered consecutively at the right margin. Equations should be placed near the first reference in the text. All equations must be created using the built-in Microsoft Word Equation Editor.

$$\lim_{q \rightarrow \infty} \frac{1}{q} + \eta \cdot q^x + \left[\pi \cdot \frac{a}{t} \right] = \alpha \cdot \sqrt[3]{\omega} \quad (1)$$

where: $q - \dots$,
 $\eta - \dots$,
 $x - \dots$.

Mathematical symbols in the text should be written in *italics* (for example: $e = 12.34$ mm, $q = 45.67$ N, $u = 7.89$ mm², etc.). All units of measurement must follow the International System of Units (SI).

2.2. Figures

Place figures close to their corresponding references in the text. The figure number and title should be centred below each figure. All figures must be cited in consecutive order throughout the paper.

Upon acceptance of the article, authors may be required to provide source files for all figures. Each figure should be submitted as a separate file in PNG, TIFF, JPEG, or CDR format. Bitmap images must have a minimum resolution of 300 dpi, unless a lower resolution is specifically required for scientific purposes.



Fig. 1. Figure title (font size: 9, bold)

2.3. Tables

Tables should be centred. The table number and the descriptive title should be placed above the table, aligned to the left edge of the table. Tables should be cited consecutively in the text.

Tab. 1. Table title (source) (font size: 9, bold)

Text	Text	Text	Text	Text	Text	Text
Text	Text	Text	Text	Text	Text	Text
Text	Text	Text	Text	Text	Text	Text
Text	Text	Text	Text	Text	Text	Text

3. CONCLUSIONS

Place the reference list at the end of the article, arranged alphabetically by author surname. Only include references that are directly cited in the manuscript. A minimum of 15 references primarily with minimum 60% to journal papers is expected. Using reference managing tools such as Zotero, Mendeley, or EndNote for correct formatting, to APA 7th style is highly recommended.

Funding

This research was funded by... font size: 11, italic

* (Remove the title and text of this section if no funding was received for the research.)

Acknowledgments

Font size: 11, italic ...

* (Remove the title and text of this section if you do not plan to acknowledge your research.)

Conflicts of interest

The authors declare [no conflict of interest]/[following conflict of interest:] ... font size: 11, italic

REFERENCES (FONT SIZE: 9, BOLD, CENTERED, CAPITALS)

PLEASE USE THE APA 7TH CITATION STYLE ([HTTPS://GUIDES.HIMMELFARB.GWU.EDU/APA/HOME](https://guides.himmelfarb.gwu.edu/apa/home)).

Author Surname, First Initial. Second Initial. (Year). *Book title: Subtitle*. Publisher.
Author Surname, First Initial. Second Initial., Author Surname, First Initial. Second Initial., & Author Surname, First Initial. Second Initial. (Year). Article title: Subtitle. *Journal Title, Volume*(issue), page range. <http://doi.org/xx.xxxxxxxx>
Author Surname [of Chapter or Article], First Initial. Second Initial. (Year). Article or chapter title. In Editor First Initial. Second Initial. Surname (Ed.), *Book title: Subtitle* (pp. page range of article or chapter). Publisher.
(font size: 9, justify, all lines after the first line of each entry – indented 1.0 cm)

Sample references:

Akhmet, M., & Fen, M. O. (2016). Unpredictable points and chaos. *Communications in Nonlinear Science and Numerical Simulation*, 40, 1–5. <http://doi.org/10.1016/j.cnsns.2016.04.007>
Haykin, S. (Ed.). (2009). *Neural Networks and Learning Machines (3rd Edition)*. Prentice Hall.
Herrmann, R. K. (2002). Linking theory to evidence in international relations. In W. Carlsnaes, T. Risse, & B. A. Simmons (Eds.), *Handbook of international relations* (pp. 119–136). Sage.
Li, X. (2001). Real-time prediction of workpiece errors for a CNC turning centre, Part 1. Measurement and identification. *International Journal of Advanced Manufacturing Technology*, 17(9), 649–653. <http://doi.org/10.1007/s001700170128>
Lopez, A. J., Quintero, P. M., & Hernandez, A. K. (2020). Analytics and data science applied to the trajectory outlier detection. *Applied Computer Science*, 16(2), 5-17. <http://doi.org/10.23743/acs-2020-09>
Silver, E. A., Pyke, D. F., & Thomas, D. J. (2016). *Inventory and production management in supply chains*. CRC Press.
Syntetos, A. A., Boylan, J. E., & Disney, S. M. (2009). Forecasting for inventory planning: a 50-year review. *Journal of the Operational Research Society*, 60, S149-S160. <https://doi.org/10.1057/jors.2008.173>