

DOI: 10.5604/20830157.1201308

# TOPOLOGICAL DERIVATIVE METHOD FOR ELECTRICAL IMPEDANCE TOMOGRAPHY PROBLEMS

Andrey D. Ferreira<sup>1</sup>, Antonio A. Novotny<sup>1</sup>, Jan Sokolowski<sup>2</sup>

<sup>1</sup>Laboratório Nacional de Computação Científica LNCC/MCT, Coordenação de Matemática Aplicada e Computacional,

<sup>2</sup>Université de Lorraine, CNRS, INRIA, Institute Élie Cartan Nancy

**Abstract.** In the field of shape and topology optimization the new concept is the topological derivative of a given shape functional. The asymptotic analysis is applied in order to determine the topological derivative of shape functionals for elliptic problems. The topological derivative (TD) is a tool to measure the influence on the specific shape functional of insertion of small defect into a geometrical domain for the elliptic boundary value problem (BVP) under considerations. The domain with the small defect stands for perturbed domain by topological variations. This means that given the topological derivative, we have in hand the first order approximation with respect to the small parameter which governs the volume of the defect for the shape functional evaluated in the perturbed domain. TD is a function defined in the original (unperturbed) domain which can be evaluated from the knowledge of solutions to BVP in such a domain. This means that we can evaluate TD by solving only the BVP in the intact domain. One can consider the first and the second order topological derivatives as well, which furnish the approximation of the shape functional with better precision compared to the first order TD expansion in perturbed domain. In this work the topological derivative is applied in the context of Electrical Impedance Tomography (EIT). In particular, we are interested in reconstructing a number of anomalies embedded within a medium subject to a set of current fluxes, from measurements of the corresponding electrical potentials on its boundary. The basic idea consists in minimize a functional measuring the misfit between the boundary measurements and the electrical potentials obtained from the model with respect to a set of ball-shaped anomalies. The first and second order topological derivatives are used, leading to a non-iterative second order reconstruction algorithm. Finally, a numerical experiment is presented, showing that the resulting reconstruction algorithm is very robust with respect to noisy data.

**Keywords:** electrical impedance tomography, inverse problems, topological derivatives

## ZASTOSOWANIE METODY POCHODNEJ TOPOLOGICZNEJ W ELEKTRYCZNEJ TOMOGRAFII IMPEDANCYJNEJ

**Streszczenie.** W dziedzinie optymalizacji kształtu i topologii zaproponowano nową koncepcję pochodnej topologicznej danego funkcjonału kształtu. Zastosowano asymptotyczną analizę w celu określenia pochodnej topologicznej funkcjonału kształtu dla zagadnień eliptycznych. Pochodna Topologiczna – PT (ang. the topological derivative – TD) jest miarą wpływu wtrącenia w postaci małego defektu na funkcjonal kształtu w badanym obszarze dla eliptycznego zagadnienia brzegowego. Obszar z małym defektem traktowany jest jako obszar zaburzony przez zmiany topologii. Oznacza to, że dana pochodna topologiczna stanowi aproksymację pierwszego rzędu ze względu na mały parametr, który określa objętość defektu dla obliczanego funkcjonału kształtu w zaburzonym obszarze. PT jest funkcją zdefiniowaną w obszarze niezaburzonym, który może być wyznaczony na podstawie znajomości rozwiązania zagadnienia brzegowego w tym (niezaburzonym) obszarze. Oznacza to że PT może być wyznaczona poprzez rozwiązanie zagadnienia brzegowego w obszarze niezaburzonym. Można rozważyć pierwszego jak również drugiego rzędu pochodną topologiczną, zapewniającą aproksymację funkcjonału kształtu ze znacznie lepszą precyzją w porównaniu do PT pierwszego rzędu rozwinięcia w obszarze zaburzonym. W niniejszej pracy PT jest zastosowana w kontekście Elektrycznej Tomografii Impedancyjnej (ETI). W szczególności jesteśmy zainteresowani w rekonstrukcji pewnej liczby anomalii wewnątrz obszaru, na podstawie pomiarów potencjału na brzegu rozpatrywanego obszaru. Podstawowa idea zawarta jest w minimalizacji funkcjonału, będącego miarą niedopasowania między pomiarami potencjału na brzegu obszaru a potencjałem elektrycznym uzyskanym na podstawie modelu matematycznego uwzględniającego zbiór anomalii o kształcie kuli. Zastosowanie pierwszego i drugiego rzędu pochodnej topologicznej prowadzi do nieiteracyjnego algorytmu rekonstrukcyjnego drugiego rzędu. W zakończeniu artykułu przedstawiono eksperyment numeryczny, wykazujący, że zaproponowany algorytm obrazowania jest bardzo odporny na zaszumione dane pomiarowe.

**Słowa kluczowe:** tomografia impedancyjna, zagadnienia odwrotne, pochodna topologiczna

### Introduction

Shape and topology optimization techniques are used in the wide domain of applications, in particular for solution of inverse problems. The modern theory of shape and topology optimization is a branch of calculus of variations, differential geometry, analysis of boundary value problems for partial differential equations, numerical methods in engineering and structural mechanics, among others. The mathematical analysis of such problems provides the existence of optimal shapes and optimal topologies, together with the necessary conditions for optimality and the numerical schemas for evaluation of approximate solutions as well as the convergence of the proposed schemas. Since the shape optimization problems are in general non-convex, the numerical results are obtained for local solutions only.

The class of inverse problems considered can be formulated as minimizations of shape functionals. Given a geometrical domain  $\Omega$  with the boundary  $\Gamma = \partial\Omega$  and a boundary value problem defined in  $\Omega$  whose solution is denoted by  $u^*$ , we are able to observe the response of the system on the boundary  $\Gamma$ . For example, we know the response to the Dirichlet boundary conditions given by the Dirichlet-to-Neumann map for the second order elliptic equation [18],

$$\Lambda_{\omega^*} : u^* = U \mapsto Q := \frac{\partial u^*}{\partial n} \text{ on } \Gamma.$$

Assuming that the couple  $(U, Q)$  is known however the real defect  $\omega^*$  is unknown we have an inverse problem. Therefore, given  $(U, Q)$  we want to determine the size and the position of a small defect  $\omega^* \subset \Omega$  inside of the hold-all domain. The mathematical model of the system furnishes the mapping  $\omega \mapsto \lambda_{\omega}$  for a family of defects  $\omega$ . Thus, taking  $U$  we can generate the output of the model  $\Lambda_{\omega}(U)$  and compare with the given function  $Q = \Lambda_{\omega^*}(U)$ . In this way a sequence of approximate solutions to the inverse problem is constructed. In general, such a sequence converges to a local solution of the minimization procedure for the distance between the real data and the data obtained from the model.

Hence, using the mathematical model we can consider the associated shape-topological optimization problem based on the distance minimization between the observation  $(U, Q)$  and the model response  $(U, \Lambda_{\omega}(U))$  over the family of admissible defects  $\omega$ . This is a numerical method which uses the shape and topological derivatives of the specific shape functional defined for the inverse problem.

The topological derivative represents the first term of the asymptotic expansion of a given shape functional with respect to the small parameter which measures the size of singular domain perturbations, such as holes, inclusions, source-terms and cracks. This relatively new concept was introduced in the fundamental paper [56] and has been successfully applied to many relevant

fields such as shape and topology optimization [1, 8, 11, 12, 15, 17, 29, 38, 40, 48, 49, 50, 59], inverse problems [10, 19, 20, 21, 23, 30, 32, 34, 36, 42], imaging processing [13, 14, 31, 33, 39], multiscale material design [9, 26, 27, 28, 52] and mechanical modeling including damage [2] and fracture [60] evolution phenomena. Regarding the theoretical development of the topological asymptotic analysis, see for instance [6, 7, 22, 24, 25, 35, 37, 41, 43, 44, 45, 46, 47, 57, 58]. For an account of new developments in this branch of shape optimization we refer to the book by Novotny & Sokolowski [51]. In this paper the topological derivative is applied in the context of Electrical Impedance Tomography.

In our frame the application of topological derivatives is of twofold interest. First of all, for one defect and the associated shape functional which measures the discrepancy between unknown  $\omega^*$  and the actual  $\omega$  in the model we can define the first order asymptotic expansion for solutions  $u_\varepsilon$  of the model with small defect of the size  $|\omega_\varepsilon| \rightarrow 0$ , located at  $\hat{x} \in \Omega$ ,

$$J(\omega_\varepsilon, u_\varepsilon) = J(\mathcal{O}, u_0) + |\omega_\varepsilon| \mathcal{T}(\hat{x}) + o(|\omega_\varepsilon|),$$

where  $u_0 = u_\varepsilon$  for  $\varepsilon = 0$ . If we minimize the shape functional for the purposes of inverse problem solution, the selection of small  $\omega_\varepsilon$  uses for its centre  $\hat{x}$  the condition

$$\mathcal{T}(\hat{x}) < 0.$$

In addition, the size of the defect  $|\omega_\varepsilon|$  can be deduced from the second order expansion of the shape functional

$$J(\omega_\varepsilon, u_\varepsilon) = J(\mathcal{O}, u_0) + |\omega_\varepsilon| \mathcal{T}(\hat{x}) + |\omega_\varepsilon|^2 \mathcal{T}^2(\hat{x}) + o(|\omega_\varepsilon|^2).$$

It is clear that the proposed procedure strongly depends on the choice of the shape functional which should be of energy type, if possible. In the paper the tomography framework is considered for the purposes of numerical solution of inverse problems. The special attention is paid to the electrical impedance tomography which is a robust technique in the field of noninvasive detection of small defects.

The tomography techniques for solution of inverse problems are developed in Poland, see e.g., [54] on the impedance and optical tomography, [55] on industrial and biological tomography, as well as [53] on electrical capacitance tomography.

In the present paper, a new method for solution of inverse problems based on the topological derivative concept is proposed. The method is useful for identification of small defects and it is based on asymptotic analysis of associated PDEs with respect to the size of defects, for the size which tends to zero. The characteristics of defects are given by the shape functionals, and the numerical methods employ the asymptotic expansions of the functional with respect to the size of defects.

### 1. Problem formulation

Let us consider a domain  $\Omega \subset \mathbb{R}^2$  with Lipschitz continuous boundary  $\partial\Omega$ , which represents a body endowed with the capability of conducting electricity. Its electrical conductivity coefficient is denoted by  $k^*(x) \geq k_0 > 0$ , with  $x \in \Omega$  and  $k_0 \in \mathbb{R}_+$ . If the body  $\Omega$  is subjected to a given electric flux  $Q$  on  $\partial\Omega$ , then the resulting electric potential in  $\Omega$  is observed on a part of the boundary  $\Gamma_m \subset \partial\Omega$ . The objective is to reconstruct the electrical conductivity  $k^*$  over  $\Omega$  from the obtained boundary measurement  $U := u|_{\Gamma_m}$ , solution of the following over-determined boundary value problem

$$\begin{cases} \operatorname{div}[q(u^*)] = 0 & \text{in } \Omega \\ q(u^*) = -k^* \nabla u^*, \\ q(u^*) \cdot \mathbf{n} = Q & \text{on } \partial\Omega \\ u^* = U & \text{on } \Gamma_m \end{cases} \quad (1.1)$$

Without loss of generality, we are considering only one boundary measurement  $U$  on  $\Gamma_m$ . The extension to several boundary measurements is trivial. Furthermore, we assume that the unknown electrical conductivity  $k^*$  we are looking for belongs to the following set

$$C_\gamma(\Omega) := \left\{ \varphi \in L^\infty(\Omega) : \varphi = k \left( \mathbf{1}_\Omega - \sum_{i=1}^N (1 - \gamma_i) \mathbf{1}_{\omega_i} \right) \right\}, \quad (1.2)$$

where  $k_0 \in \mathbb{R}_+$  is the electrical conductivity of the background. The sets  $\omega_i \subset \Omega$ , with  $i = 1, \dots, N$ , are such that  $\omega_i \cap \omega_j = \emptyset$  for  $i \neq j$ . In addition,  $\mathbf{1}_\Omega$  and  $\mathbf{1}_{\omega_i}$  are used to denote the characteristics functions of  $\Omega$  and  $\omega_i$ , respectively. Finally,  $\gamma_i \in \mathbb{R}_+$  are the contrasts with respect to the electrical conductivity of the background  $k$ . We assume that the electrical conductivity of the background  $k$  and the associated contrasts  $\gamma_i$  are known. Therefore, the inverse problem we are dealing with can be written in the form of a topology optimization problem with respect to the sets  $\omega^* = \bigcup_{i=1}^N \omega_i$ . See sketch in Figure 1. Let us introduce the following auxiliary Neumann boundary value problem:

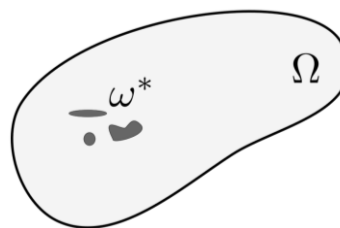


Fig. 1. Body with anomalies

Find  $u$ , such that

$$\begin{cases} \operatorname{div}[q(u)] = 0 & \text{in } \Omega, \\ q(u) = -k \nabla u, \\ q(u) \cdot \mathbf{n} = Q & \text{on } \partial\Omega, \\ \int_{\partial\Omega} Q = 0, \\ \int_{\Gamma_m} u = \int_{\Gamma_m} U, \end{cases} \quad (1.3)$$

where  $Q$  and  $U$  are the boundary excitation and boundary measurement, respectively. Finally, we introduce the following shape functional measuring the misfit between the boundary measurement  $U$  and the solution  $u$  of (1.3) evaluated on  $\Gamma_m$ , namely

$$\operatorname{Minimize}_{\omega^* \subset \Omega} \mathcal{J}(u) = \int_{\Gamma_m} (u - U)^2, \quad (1.4)$$

which will be solved by using the first and second order topological derivatives concepts. See related works [3, 4, 5, 16, 34].

### 2. Topological asymptotic expansion

Let us consider that the domain  $\Omega$  is perturbed by the nucleation of  $N$  ball-shaped inclusions  $B_{\varepsilon_i}(x_i)$  with contrast  $\gamma_i$ ,  $i = 1, \dots, N$ . We assume that  $B_{\varepsilon_i}(x_i) \subset \Omega$  is a ball with center at  $x_i \in \Omega$  and radius  $\varepsilon_i$ , such that  $B_{\varepsilon_i}(x_i) \cap B_{\varepsilon_j}(x_j) = \emptyset$  for  $i \neq j$ . We introduce the notations  $\xi = (x_1, \dots, x_N)$  and  $\varepsilon = (\varepsilon_1, \dots, \varepsilon_N)$ . The topologically perturbed counterpart of the shape functional (1.4) is given by

$$\mathcal{J}(u_\varepsilon) = \int_{\Gamma_m} (u_\varepsilon - U)^2, \quad (2.1)$$

where  $u_\varepsilon$  is solution of the following boundary value problem

$$\left\{ \begin{array}{l} \operatorname{div}[q_\varepsilon(u_\varepsilon)] = 0 \quad \text{in } \Omega, \\ q_\varepsilon(u_\varepsilon) = -\gamma_\varepsilon k \nabla u_\varepsilon, \\ q_\varepsilon(u_\varepsilon) \cdot \mathbf{n} = Q \quad \text{on } \partial\Omega, \\ \int_{\partial\Omega} Q = 0, \\ \int_{\Gamma_m} u_\varepsilon = \int_{\Gamma_m} U, \\ [[u_\varepsilon]] = 0 \quad \text{on } \cup_{i=1}^N \partial B_{\varepsilon_i}(x_i), \\ [[q_\varepsilon(u_\varepsilon)]] \cdot \mathbf{n} = 0 \quad \text{on } \cup_{i=1}^N \partial B_{\varepsilon_i}(x_i), \end{array} \right. \quad (2.2)$$

with the contrast defined as

$$\gamma_\varepsilon = \gamma_\varepsilon(x) = \begin{cases} 1, & \text{if } x \in \Omega \setminus \cup_{i=1}^N B_{\varepsilon_i}(x_i), \\ \gamma_i & \text{if } x \in B_{\varepsilon_i}(x_i). \end{cases} \quad (2.3)$$

From these elements, the topological asymptotic expansion the shape functional  $\mathcal{J}(u_\varepsilon)$  is given by

$$\mathcal{J}(u_\varepsilon) = \mathcal{J}(u) + d(\xi) \cdot \alpha + \frac{1}{2} H(\xi) \alpha \cdot \alpha + \mathcal{E}(\varepsilon), \quad (2.4)$$

where  $d(\xi)$  and  $H(\xi)$  is the first and second order topological derivatives, respectively. In addition,  $\alpha = (\varepsilon_1^2, \dots, \varepsilon_N^2)$  and  $\mathcal{E}(\varepsilon)$ , is the remainder. Some terms in the above expression still require explanations. The vector  $d(\xi)$  and the matrix  $H(\xi)$  are defined as

$$d(\xi) := \begin{pmatrix} d_1 \\ \vdots \\ d_N \end{pmatrix} \quad \text{and} \quad H(\xi) := \begin{pmatrix} h_{11} & h_{12} & \cdots & h_{1N} \\ h_{21} & h_{22} & \cdots & h_{2N} \\ \vdots & \vdots & \ddots & \vdots \\ h_{N1} & h_{N2} & \cdots & h_{NN} \end{pmatrix} \quad (2.5)$$

where each component  $d_i$  is given by

$$d_i = -2 \int_{\Gamma_m} \rho_i (u - U) (g_i - \tilde{u}_i), \quad (2.6)$$

while each entry  $h_{ij}$  is defined as

$$h_{ii} = 4 \int_{\Gamma_m} (u - U) (\rho_i h_i + \rho_i \tilde{g}_i + \tilde{u}_i) + 2 \int_{\Gamma_m} (\rho_i g_i + \tilde{u}_i)^2, \quad (2.7)$$

$$\begin{aligned} h_{ij} &= 2 \int_{\Gamma_m} (u - U) (\rho_j \theta_j^i + \rho_i \theta_i^j + u_i^j + u_j^i) + \\ &+ 2 \int_{\Gamma_m} (\rho_i g_i + \tilde{u}_i) (\rho_j g_j + \tilde{u}_j), \quad j \neq i. \end{aligned} \quad (2.8)$$

In addition,

$$\rho_i = \frac{1 - \gamma_i}{1 + \gamma_i}, \quad (2.9)$$

and the functions  $g_i(x)$ ,  $h_i(x)$ ,  $\tilde{g}_i(x)$  and  $\theta_i^j(x)$  are respectively given by

$$g_i(x) = \frac{1}{\|x - x_i\|^2} \nabla u(x_i) \cdot (x - x_i), \quad (2.10)$$

$$h_i(x) = \frac{1}{2} \frac{1}{\|x - x_i\|^4} \nabla^2 u(x_i) (x - x_i)^2, \quad (2.11)$$

$$\tilde{g}_i(x) = \frac{1}{\|x - x_i\|^2} \nabla \tilde{u}_i(x_i) \cdot (x - x_i), \quad (2.12)$$

$$\theta_i^j(x) = \frac{1}{\|x - x_j\|^2} A(x_j) \nabla u(x_i) \cdot (x - x_j) \quad (2.13)$$

where the second order tensor  $A(x)$  is written as

$$A(x) = \frac{1}{\|x - x_i\|^2} \left[ I - 2 \frac{(x - x_i) \otimes (x - x_i)}{\|x - x_i\|^2} \right]. \quad (2.14)$$

Finally, the auxiliary function  $\tilde{u}_i$  is solution to: Find  $\tilde{u}_i$ , such that

$$\left\{ \begin{array}{l} \operatorname{div}[q(\tilde{u}_i)] = 0, \quad \text{in } \Omega, \\ q(\tilde{u}_i) = -k \nabla \tilde{u}_i, \quad \text{in } \Omega, \\ q(\tilde{u}_i) \cdot \mathbf{n} = -\rho_i q(g_i) \cdot \mathbf{n}, \quad \text{on } \partial\Omega, \\ \int_{\Gamma_m} \tilde{u}_i = -\rho_i \int_{\Gamma_m} g_i, \end{array} \right. \quad (2.15)$$

while the auxiliary function  $\tilde{\tilde{u}}_i$  solves: Find  $\tilde{\tilde{u}}_i$ , such that

$$\left\{ \begin{array}{l} \operatorname{div}[q(\tilde{\tilde{u}}_i)] = 0, \quad \text{in } \Omega, \\ q(\tilde{\tilde{u}}_i) = -k \nabla \tilde{\tilde{u}}_i, \quad \text{in } \Omega, \\ q(\tilde{\tilde{u}}_i) \cdot \mathbf{n} = -\rho_i q(h_i + \tilde{g}_i) \cdot \mathbf{n}, \quad \text{on } \partial\Omega, \\ \int_{\Gamma_m} \tilde{\tilde{u}}_i = -\rho_i \int_{\Gamma_m} (h_i + \tilde{g}_i), \end{array} \right. \quad (2.16)$$

and the auxiliary function  $u_i^j$  is solution to: Find  $u_i^j$ , such that

$$\left\{ \begin{array}{l} \operatorname{div}[q(u_i^j)] = 0, \quad \text{in } \Omega, \\ q(u_i^j) = -k \nabla u_i^j, \quad \text{in } \Omega, \\ q(u_i^j) \cdot \mathbf{n} = -\rho_j q(\theta_j^i) \cdot \mathbf{n}, \quad \text{on } \partial\Omega, \\ \int_{\Gamma_m} u_i^j = -\rho_j \int_{\Gamma_m} \theta_j^i. \end{array} \right. \quad (2.17)$$

The derivation of the above equations follows the same steps as presented in [34], for instance.

### 3. A numerical experiment

In this section we present the resulting non-interactive reconstruction algorithm based on the expansion (2.4). Let us introduce the quantity

$$\Psi(\xi, \alpha) = d(\xi) \cdot \alpha + \frac{1}{2} H(\xi) \alpha \cdot \alpha \quad (3.1)$$

After minimize (3.1) with respect to  $\alpha$  we obtain the following linear system

$$\alpha = \alpha(\xi) = -(H(\xi))^{-1} d(\xi) \quad (3.2)$$

Let us replace  $\alpha(\xi)$  solution of (3.2) in (3.1), to obtain

$$\Psi(\xi, \alpha(\xi)) = -\frac{1}{2} d(\xi) \cdot \alpha(\xi) \quad (3.3)$$

Therefore, the pair of vectors  $(\xi^*, \alpha^*)$  which minimize (3.1) is given by

$$\xi^* := \arg \min_{\xi \in X} \left\{ -\frac{1}{2} d(\xi) \cdot \alpha(\xi) \right\} \quad \text{and} \quad \alpha^* := \alpha(\xi^*) \quad (3.4)$$

where  $X$  is the set of admissible locations of the inclusions. From these elements the Algorithm 1 is devised. Its input data are:

- the number of anomalies that are going to find,
- the first  $d$  and second  $h$  order topological derivatives,
- the size of the grid where we are seeking the inclusions, denoted by  $n_g$ ,
- the index  $i_g$  of the grid.

As a result, the algorithm provides the location and optimum size of the anomalies  $(\xi^*, \alpha^*)$ , and the minimum value of the functional given by (3.3) denoted by  $S^*$ .

Finally, let us present a numerical example. We consider a disk of unitary radius. Its boundary is subdivided into 16 disjoint pieces. Each pair of such a pieces are used for injecting and draining the current. Therefore, the excitation  $Q$  is given by a pair  $Q_{\text{in}} = 1$  of injection and  $Q_{\text{out}} = -1$  of draining. The remainder part of the boundary becomes insulated. The associated potential  $U$  is measured only on these disjoint pieces, representing  $\Gamma_m$ . See sketch in Fig. 2.

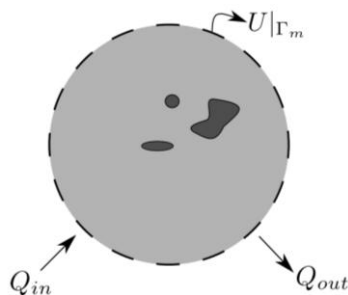


Fig. 2. Model problem

The target consists of three ball-shaped anomalies, which is corrupted with 10% of White Gaussian Noise, as shown in Figure 3(a). The obtained reconstruction with 64 partial boundary measurements is shown in Figure 3(b).

From an inspection of Figure 3 we observe that Algorithm 1 is actually very robust with respect to noisy data. It comes out from the fact that the proposed second-order reconstruction algorithm is non-iterative.

---

**Algorithm 1: Reconstruction Algorithm**

---

Data:  $N, n_g, d_i(i_g), H_{ij}(i_g)$   
 Result:  $S^*, \alpha^*, \xi^*$

```

1 Initialization:  $S^* \leftarrow \infty; \alpha^* \leftarrow 0; \xi^* \leftarrow 0;$ 
2 for  $i_1 \leftarrow 1$  to  $n$  do
3   for  $i_2 \leftarrow i_1 + 1$  to  $n$  do
4     for  $i_N \leftarrow i_{N-1} + 1$  to  $n$  do
5        $d \leftarrow \begin{pmatrix} d_1(i_1) \\ d_2(i_2) \\ \vdots \\ d_N(i_N) \end{pmatrix}; H \leftarrow \begin{pmatrix} H_{11}(i_1) & H_{12}(i_2) & \cdots & H_{1N}(i_N) \\ H_{21}(i_1) & H_{22}(i_2) & \cdots & H_{2N}(i_N) \\ \vdots & \vdots & \ddots & \vdots \\ H_{N1}(i_1) & H_{N2}(i_2) & \cdots & H_{NN}(i_N) \end{pmatrix};$ 
6        $\alpha \leftarrow -H^{-1}d;$ 
7       if  $\alpha_k > 0 \quad \forall k \in \{1, \dots, N\}$  then
8          $S \leftarrow \frac{1}{2}d \cdot \alpha;$ 
9         if  $S < S^*$  then
10           $S^* \leftarrow S;$ 
11           $\alpha^* \leftarrow \alpha;$ 
12           $\xi^* \leftarrow [i_1, i_2, \dots, i_N];$ 
13        end if
14      end if
15    end for
16  end for
17 end for
18 return  $S^*, \alpha^*, \xi^*$ 

```

---

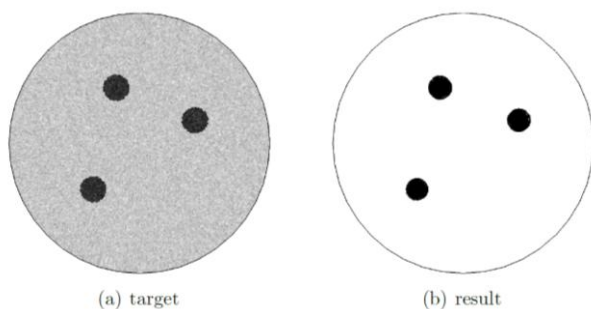


Fig. 3. Target corrupted with 10% of White Gaussian Noise (left) and obtained result with 64 partial boundary measurements (right)

## 5. Concluding remarks

In the paper new methods of numerical solutions for a class of electrical impedance tomography problems is proposed. The method is based on the topological derivatives of shape functionals associated with the inverse problems. It is assumed that there is a finite number of small defects within the domain (body) and that the influence of the defects on the Dirichlet-to-Neumann map is observed using the mathematical model in the form of linear elliptic boundary value problem. The noisy boundary measurements are compared with the mathematical model

in order to identify the number, size and locations of the hidden imperfections.

## References

- [1] Allaire G., de Gournay F., Jouve F., Toader A.M.: Structural optimization using topological and shape sensitivity via a level set method. *Control and Cybernetics* 34(1), 2005, 59–80.
- [2] Allaire G., Jouve F., Van Goethem N.: Damage and fracture evolution in brittle materials by shape optimization methods. *Journal of Computational Physics* 230(12), 2011, 5010–5044.
- [3] Ammari H., Garnier J., Jugnon V., Kang H.: Stability and resolution analysis for a topological derivative based imaging functional. *SIAM Journal on Control and Optimization* 50(1), 2012, 48–76.
- [4] Ammari H., Kang H.: High-order terms in the asymptotic expansions of the steady-state voltage potentials in the presence of inhomogeneities of small diameter. *SIAM Journal on Mathematical Analysis* 34(5), 2003, 1152–1166.
- [5] Ammari H., Kang H.: Reconstruction of small inhomogeneities from boundary measurements. *Lectures Notes in Mathematics* vol. 1846. Springer-Verlag, Berlin 2004.
- [6] Amstutz S.: Sensitivity analysis with respect to a local perturbation of the material property. *Asymptotic Analysis* 49(1–2), 2006, 87–108.
- [7] Amstutz S.: A penalty method for topology optimization subject to a pointwise state constraint. *ESAIM: Control, Optimisation and Calculus of Variations* 16(3), 2010, 523–544.
- [8] Amstutz S., Andrä H.: A new algorithm for topology optimization using a level-set method. *Journal of Computational Physics* 216(2), 2006, 573–588.
- [9] Amstutz S., Giusti S.M., Novotny A.A., de Souza Neto E.A.: Topological derivative for multiscale linear elasticity models applied to the synthesis of microstructures. *International Journal for Numerical Methods in Engineering* 84, 2010, 733–756.
- [10] Amstutz S., Horchani I., Masmoudi M.: Crack detection by the topological gradient method. *Control and Cybernetics* 34(1), 2005, 81–101.
- [11] Amstutz S., Novotny A.A.: Topological optimization of structures subject to von Mises stress constraints. *Structural and Multidisciplinary Optimization* 41(3), 2010, 407–420.
- [12] Amstutz S., Novotny A.A., de Souza Neto E.A.: Topological derivative-based topology optimization of structures subject to Drucker-Prager stress constraints. *Computer Methods in Applied Mechanics and Engineering* 233–236, 2012, 123–136 [DOI: 10.1016/j.cma.2012.04.004].
- [13] Auroux D., Masmoudi M., Belaid L.: Image restoration and classification by topological asymptotic expansion. *Variational formulations in mechanics: theory and applications*. Spain, Barcelona 2007.
- [14] Belaid L.J., Jaoua M., Masmoudi M., Siala L.: Application of the topological gradient to image restoration and edge detection. *Engineering Analysis with Boundary Elements* 32, 2008, 891–899.
- [15] Bojczuk D., Mróz Z.: Topological sensitivity derivative and finite topology modifications: application to optimization of plates in bending. *Structural and Multidisciplinary Optimization* 39, 2009, 1–15.
- [16] Bonnet M.: Higher-order topological sensitivity for 2-D potential problems. *International Journal of Solids and Structures* 46(11–12), 2009, 2275–2292.
- [17] Burger M., Hackl B., Ring W.: Incorporating topological derivatives into level set methods. *Journal of Computational Physics* 194(1), 2004, 344–362.
- [18] Calderón A.P.: On an inverse boundary value problem. *Computational and Applied Mathematics* 25(2–3), 2006. Reprinted from the Seminar on Numerical Analysis and its Applications to Continuum Physics, Sociedade Brasileira de Matemática, Rio de Janeiro, 1980.
- [19] Canelas A., Laurain A., Novotny A.A.: A new reconstruction method for the inverse potential problem. *Journal of Computational Physics* 268, 2014, 417–431.
- [20] Canelas A., Laurain A., Novotny A.A.: A new reconstruction method for the inverse source problem from partial boundary measurements. *Inverse Problems* 31(7), 2015, 075009.
- [21] Canelas A., Novotny A.A., Roche J.R.: A new method for inverse electromagnetic casting problems based on the topological derivative. *Journal of Computational Physics* 230, 2011, 3570–3588.
- [22] de Faria J.R., Novotny A.A.: On the second order topological asymptotic expansion. *Structural and Multidisciplinary Optimization* 39(6), 2009, 547–555.
- [23] Feijóo G.R.: A new method in inverse scattering based on the topological derivative. *Inverse Problems* 20(6), 2004, 1819–1840.
- [24] Feijóo R.A., Novotny A.A., Taroco E., Padra C.: The topological derivative for the Poisson's problem. *Mathematical Models and Methods in Applied Sciences* 13(12), 2003, 1825–1844.
- [25] Garreau S., Guillaume Ph., Masmoudi M.: The topological asymptotic for PDE systems: the elasticity case. *SIAM Journal on Control and Optimization* 39(6), 2001, 1756–1778.
- [26] Giusti S.M., Novotny A.A., de Souza Neto E.A.: Sensitivity of the macroscopic response of elastic microstructures to the insertion of inclusions. *Proceeding of the Royal Society A: Mathematical, Physical and Engineering Sciences* 466, 2010, 1703–1723.
- [27] Giusti S.M., Novotny A.A., de Souza Neto E.A., Feijóo R.A.: Sensitivity of the macroscopic elasticity tensor to topological microstructural changes. *Journal of the Mechanics and Physics of Solids* 57(3), 2009, 555–570.
- [28] Giusti S.M., Novotny A.A., de Souza Neto E.A., Feijóo R.A.: Sensitivity of the macroscopic thermal conductivity tensor to topological microstructural changes. *Computer Methods in Applied Mechanics and Engineering* 198(5–8), 2009, 727–739, [DOI: 10.1016/j.cma.2008.10.005].

- [29] Giusti S.M., Novotny A.A., Sokolowski J.: Topological derivative for steady-state orthotropic heat diffusion problem. *Structural and Multidisciplinary Optimization* 40(1), 2010, 53–64.
- [30] Guzina B.B., Bonnet M.: Small-inclusion asymptotic of misfit functionals for inverse problems in acoustics. *Inverse Problems* 22(5), 2006, 1761–1785.
- [31] Hintermüller M.: Fast level set based algorithms using shape and topological sensitivity. *Control and Cybernetics* 34(1), 2005, 305–324.
- [32] Hintermüller M., Laurain A.: Electrical impedance tomography: from topology to shape. *Control and Cybernetics* 37(4), 2008, 913–933.
- [33] Hintermüller M., Laurain A.: Multiphase image segmentation and modulation recovery based on shape and topological sensitivity. *Journal of Mathematical Imaging and Vision* 35, 2009, 1–22.
- [34] Hintermüller M., Laurain A., Novotny A.A.: Second-order topological expansion for electrical impedance tomography. *Advances in Computational Mathematics* 36(2), 2012, 235–265.
- [35] Hlaváček I., Novotny A.A., Sokolowski J., Żochowski A.: On topological derivatives for elastic solids with uncertain input data. *Journal of Optimization Theory and Applications* 141(3), 2009, 569–595.
- [36] Jackowska-Strumiłło L., Sokolowski J., Żochowski A., Henrot A.: On numerical solution of shape inverse problems. *Computational Optimization and Applications* 23(2), 2002, 231–255.
- [37] Khludnev A.M., Novotny A.A., Sokolowski J., Żochowski A.: Shape and topology sensitivity analysis for cracks in elastic bodies on boundaries of rigid inclusions. *Journal of the Mechanics and Physics of Solids* 57(10), 2009, 1718–1732.
- [38] Kobelev V.: Bubble-and-grain method and criteria for optimal positioning inhomogeneities in topological optimization. *Structural and Multidisciplinary Optimization* 40(1–6), 2010, 117–135.
- [39] Larrabide I., Feijóo R.A., Novotny A.A., Taroco E.: Topological derivative: a tool for image processing. *Computers & Structures* 86(13–14), 2008, 1386–1403.
- [40] Leugering G., Sokolowski J.: Topological derivatives for elliptic problems on graphs. *Control and Cybernetics* 37, 2008, 971–998.
- [41] Lewinski T., Sokolowski J.: Energy change due to the appearance of cavities in elastic solids. *International Journal of Solids and Structures* 40(7), 2003, 1765–1803.
- [42] Masmoudi M., Pommier J., Samet B.: The topological asymptotic expansion for the Maxwell equations and some applications. *Inverse Problems* 21(2), 2005, 547–564.
- [43] Nazarov S.A., Sokolowski J.: Asymptotic analysis of shape functionals. *Journal de Mathématiques Pures et Appliquées* 82(2), 2003, 125–196.
- [44] Nazarov S.A., Sokolowski J.: Self-adjoint extensions of differential operators in application to shape optimization. *Comptes Rendus Mecanique* 331, 2003, 667–672.
- [45] Nazarov S.A., Sokolowski J.: Singular perturbations in shape optimization for the Dirichlet Laplacian. *Comptes rendus - Mécanique* 333(4), 2005, 305–310.
- [46] Nazarov S.A., Sokolowski J.: Self-adjoint extensions for the Neumann laplacian and applications. *Acta Mathematica Sinica (English Series)* 22(3), 2006, 879–906.
- [47] Nazarov S.A., Sokolowski J.: On asymptotic analysis of spectral problems in elasticity. *Latin American Journal of Solids and Structures* 8, 2011, 27–54.
- [48] Novotny A.A., Feijóo R.A., Padra C., Taroco E.: Topological sensitivity analysis. *Computer Methods in Applied Mechanics and Engineering* 192(7–8), 2003, 803–829.
- [49] Novotny A.A., Feijóo R.A., Padra C., Taroco E.: Topological derivative for linear elastic plate bending problems. *Control and Cybernetics* 34(1), 2005, 339–361.
- [50] Novotny A.A., Feijóo R.A., Taroco E., Padra C.: Topological sensitivity analysis for three dimensional linear elasticity problem. *Computer Methods in Applied Mechanics and Engineering* 196(41–44), 2007, 4354–4364.
- [51] Novotny A.A., Sokolowski J.: Topological derivatives in shape optimization. *Interaction of Mechanics and Mathematics*. Springer-Verlag, Berlin, Heidelberg 2013.
- [52] Novotny A.A., Sokolowski J., de Souza Neto E.A.: Topological sensitivity analysis of a multiscale constitutive model considering a cracked microstructure. *Mathematical Methods in the Applied Sciences* 33(5), 2010, 676–686.
- [53] Sankowski D., Sikora J.: Electrical Capacitance Tomography: Theoretical Basis and Applications. *Electrotechnical Institute, Poland, Miedzylesie* 2010.
- [54] Sikora J.: Boundary Element Method for Impedance and Optical Tomography. *Oficyna Wydawnicza Politechniki Warszawskiej, Poland, Warsaw* 2007.
- [55] Sikora J., Wójtowicz S.: Industrial and Biological Tomography: Theoretical Basis and Applications. *Electrotechnical Institute, Poland, Miedzylesie* 2010.

- [56] Sokolowski J., Żochowski A.: On the topological derivative in shape optimization. *SIAM Journal on Control and Optimization* 37(4), 1999, 1251–1272.
- [57] Sokolowski J., Żochowski A.: Optimality conditions for simultaneous topology and shape optimization. *SIAM Journal on Control and Optimization* 42(4), 2003, 1198–1221.
- [58] Sokolowski J., Żochowski A.: Modelling of topological derivatives for contact problems. *Numerische Mathematik* 102(1), 2005, 145–179.
- [59] Turevsky I., Gopalakrishnan S.H., Suresh K.: An efficient numerical method for computing the topological sensitivity of arbitrary-shaped features in plate bending. *International Journal for Numerical Methods in Engineering* 79(13), 2009, 1683–1702.
- [60] Van Goethem N., Novotny A.A.: Crack nucleation sensitivity analysis. *Mathematical Methods in the Applied Sciences* 33(16), 2010, 1978–1994.

**Prof. Andrey D. Ferreira**  
e-mail: andreydf@lncce.br



Andrey Ferreira holds a Master degree in Mathematics from the Federal University of Rio de Janeiro, Ph.D. in progress in Computational Modeling by the National Scientific Computing Laboratory, Brasil. He is, currently, professor at the Federal Institute of Rio de Janeiro. His main areas of interest are Partial Differential Equations, Analysis and Resolution of Inverse Problems and Topological Sensitivity Analysis.

**Antonio A. Novotny**  
e-mail: novotny@lncce.br



Antonio André Novotny is specialist in topological asymptotic expansions of shape functionals with PDEs constraints in singularly perturbed geometrical domains. The main topic of current research is the theoretical development and application of the topological sensitivity analysis to shape and topology optimization, inverse problems, imaging processing, multi-scale material design and mechanical modeling including damage and fracture evolution phenomena. He has more than 40 papers published in scientific journals and more than 580 citations (Scopus). Since 2004 he has a permanent position as Full Researcher at the National Laboratory for Scientific Computing – LNCC/MCT, Petrópolis, Brazil.

**Prof. Jan Sokolowski**  
e-mail: Jan.Sokolowski@univ-lorraine.fr



Jan Sokolowski is professor of applied mathematics at the Institute Elie Cartan in Nancy of the Université de Lorraine in France. Prof. J. Sokolowski is associated with the Systems Research Institute of the Polish Academy of Sciences in Warsaw. The main topics of his scientific research is the shape topology optimization for distributed parameter systems governed by partial differential equations. In addition, he works on mathematical modelling of compressible gases in fluid mechanics as well as the growth modelling in solid mechanics. He is editor of international journals including *SIAM Journal of Control and Optimization (SICON)*, *Journal of Optimization, Theory and Applications (JOTA)*, *Computational Optimization and Applications (COAP)*, *Control and Cybernetics*, *International Journal of Applied Mathematics and Computer Science*. Prof. J. Sokolowski has published 5 monographs, 150 papers in international journals and 140 papers in the proceedings. The topological derivatives of shape functionals are introduced in a joint paper with Prof. Antoni Żochowski published in *SICON* in 1999.

otrzymano/received: 12.03.2016

przyjęto do druku/accepted: 31.03.2016